



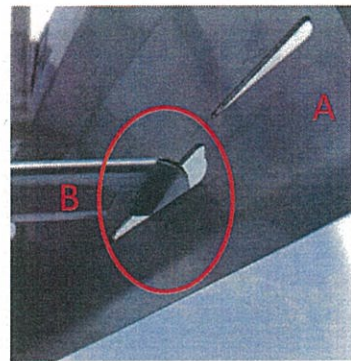


折りたたみ式 焚き火台 組立マニュアル



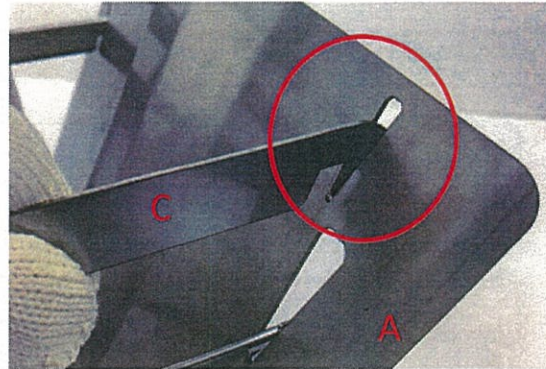
部品 写真




1.A部品の足を押し、※図1のように立てる




2.A部品の下の穴に、B部品をかける



3..A部品の上の穴に、C部品をかける



使用参考



※網をのせることでBBQ可能