

Corporate Profile

- Founded
- Listing
- Head office
- Representative
- Capital stock
- Employee
- Businesses
- Consolidated subsidiary
- Securities
- Banks

May 1948
 October 1961
 200, Ishida, Isehara,
 Kanagawa 259-1196, Japan
 Mitsuo Okamoto, President & CEO
 54,768 millions of yen
 6,467
 Manufacture, sale and service of metalworking machinery
 Domestic 16 Overseas 44
 Stock Listings: TSE1, OSE1 Code: 6113
 Manager: Mizuho Investors, others
 Shareholder Register Administrator:
 Mitsubishi UFJ Trust and Banking
 Auditing firm: Deloitte Touche Tohmatsu
 Mizuho, SMBC, Resona, others

※As of March 31, 2012

■ Sales & Service ● Production

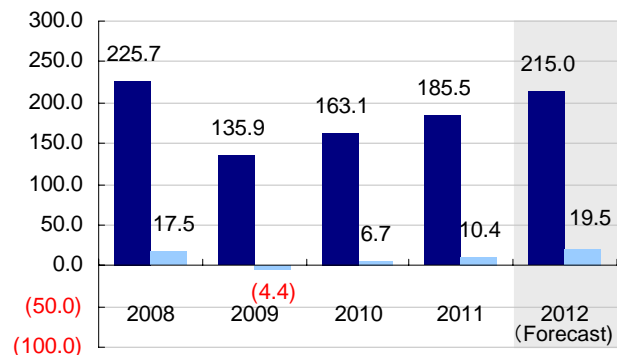


Operating Results

Annual Results

(Billions of yen)

■ Net Sales ■ Ordinary income

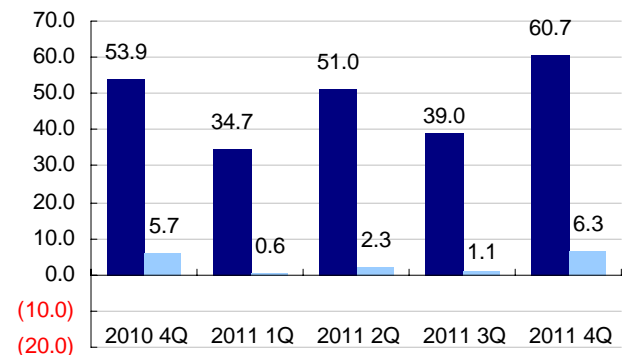


(Billions of yen)	2008	2009	2010	2011	2012 (Forecast)
Net sales	225.7	135.9	163.1	185.5	215.0
Operating income	18.7	(9.6)	4.3	9.1	17.0
Ordinary income	17.5	(4.4)	6.7	10.4	19.5
Net income	8.4	(3.7)	2.7	4.6	12.0
EPS(yen)	22.12	(9.79)	7.11	12.16	31.43

Quarterly Results

(Billions of yen)

■ Net Sales ■ Ordinary income

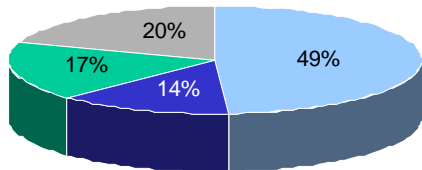


(Billions of yen)	2010 4Q	2011 1Q	2011 2Q	2011 3Q	2011 4Q
Net sales	53.97	34.73	51.07	39.01	60.71
Operating income	3.91	0.19	3.26	0.97	4.72
Ordinary income	5.72	0.62	2.33	1.13	6.34
Net income	2.66	0.11	1.23	(0.46)	3.75
EPS(yen)	6.98	0.30	3.24	(1.21)	9.83

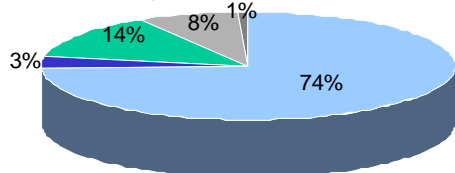
Sales Composition

※Fiscal Year Ended March 31, 2012

■ Japan ■ North America ■ Europe ■ Asia and other



■ Sheet-Metal Processing ■ Presses ■ Bandsaws ■ Machine Tool ■ Other



B/S and C/F

(Billions of yen)	2008	2009	2010	2011
Total Assets	479.9	468.1	452.7	469.8
Net Assets	392.6	388.6	375.1	371.9
BPS(yen)	1021.17	1012.88	977.95	969.33
Capital ratio (%)	81.3	82.6	82.5	78.8
CF from operating activities	11.0	18.2	12.1	7.4
CF from investing activities	(4.5)	(9.8)	(0.6)	(13.4)
CF from financing activities	(13.7)	1.5	(8.6)	(1.6)
Cash and Cash equivalents	72.1	83.0	83.0	74.4

Products

Sheet-Metal Processing

↳ Fiber Laser machine



↳ Press brake



↳ Fiber laser welding machine



↳ Servo press



↳ Laser machine



↳ Punch/laser combination machine



Presses

Bandsaws

↳ Bandsaw




↳ Blade



Machine Tool

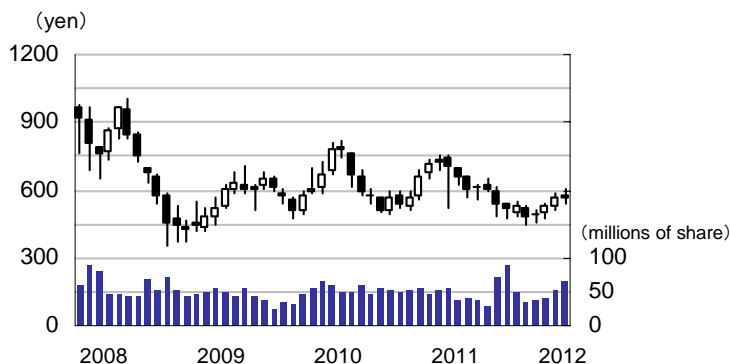
↳ Grinder



↳ Lathe



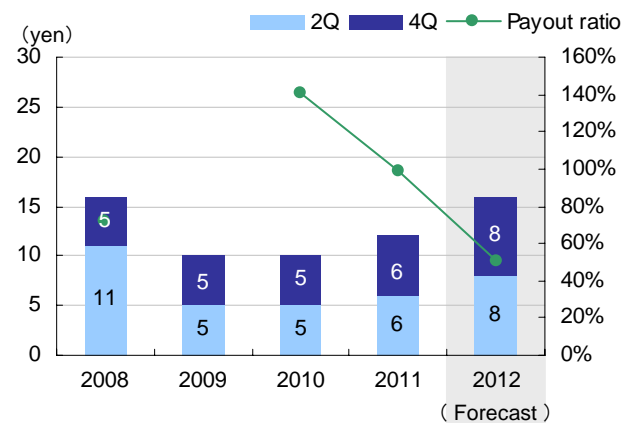
Share Prices



■ Share Price TSE 558yen (Mar.30,2012 Closing price)
 ■ Unit Share 1,000

High·Low(yen)	High	Low
1961—2008	2,270(1989)	30(1965)
2009	708(Jun)	415(Feb)
2010	821(Apr)	491(Sep)
2011	755(Mar)	446(Nov)
2012 Jan.—Mar.	604(Mar)	472(Jan)

Dividends



	2008	2009	2010	2011	2012 (Forecast)
2Q	¥ 11	¥ 5	¥ 5	¥6	¥8
4Q	¥ 5	¥ 5	¥ 5	¥6	¥8
Total	¥ 16	¥ 10	¥ 10	¥12	¥16
Payout Ratio (consolidated)	72.3%	—	140.6%	98.7%	50.9%

Stock

■ Issued Shares 396,502,117 shares ※At the date of Mar. 31,2012
 (Including treasury stock14,689,995 shares)

■ Shareholders 31,095

Major Shareholders

Shareholders	Shares owned (1,000shares)	
Japan Trustee Services Bank, Ltd.(Trust accounts)	57,626	14.5%
The Master Trust Bank of Japan, Ltd (Trust accounts)	23,648	6.0%
Mizuho Bank, Ltd.	18,761	4.7%
Trust&Custody Services Bank, Ltd.(Trust accounts)	11,733	3.0%
The Amada Foundation	9,936	2.5%
Nippon Life Insurance Company	7,239	1.8%
RBC Dexia Investor Services Trust London Lending Account	6,713	1.7%
SSBT OD05 OMNIBUS ACCOUNT —TREATY CLIENTS	6,608	1.7%
The Joyo Bank, Ltd	5,756	1.5%
The Bank of New York Treaty Jasdec Account	4,870	1.2%

Distribution Of Shareownership By Type Of Shareholder

